

SUMMER


These pages are taken from my Summer Packet. Please click on the cover below to view the complete packet.

The image shows a colorful cover for a 'SUMMER ELA and Math FIRST GRADE' packet. The title 'SUMMER' is written in large, alternating pink and blue letters. Below it, 'ELA and Math' is in black, and 'FIRST GRADE' is in white letters on black banners. The cover is framed by a blue border with white polka dots. In the center, there is a collage of sample worksheets including: 'Measure the height of each palm tree', 'PLACE VALUE FISHING', 'Ice-Cream', 'Making words', 'Lemonade time', and 'camp fire'. A cartoon boy with dark skin, wearing a red swimsuit, blue shorts, a yellow life preserver, and a yellow snorkel mask, stands on the right side of the cover. A 'Little Achievers' logo is in the bottom left corner.


Name: _____

GO camping!


Look at the number on each sleeping bag. Write the numbers in order from least to greatest, and then color the bags.




_____ < _____ < _____ < _____ < _____
red blue green yellow purple



_____ < _____ < _____ < _____ < _____
yellow pink blue brown green



_____ < _____ < _____ < _____ < _____
green yellow pink purple brown



_____ < _____ < _____ < _____ < _____
pink brown green red blue

Name: _____

NAME THAT NUMBER

Write three number sentences for each set of numbers.



12	6	4	5	3
		9		

6+3

=9

5+4

=9

12-3

=9



8	6	4	2	12
		10		

=10

=10

=10



3	6	9	15	6
		12		

=12

=12

=12



9	6	5	8	20
		14		

=14

=14

=14

Name: _____

NUMBERS

Write the correct number in the watermelon. Then, color the even numbered watermelons red and odd numbered watermelons green.



2 tens 3 ones



3 tens 5 ones



6 tens 2 ones



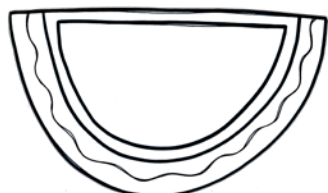
7 tens 4 ones



4 tens 7 ones



2 tens 9 ones



5 tens 3 ones



6 tens 8 ones



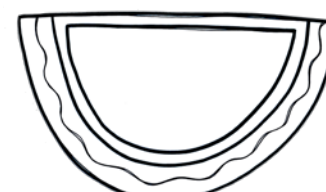
7 tens 6 ones



8 tens 3 ones



6 tens 2 ones



9 tens 0 ones



9 tens 9 ones



8 tens 5 ones



7 tens 9 ones

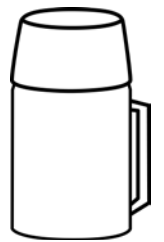


Name: _____

Measurement


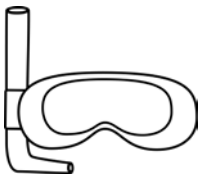



© Little Achievers, 2016.

Color the things that can hold more.



Color the things that are heavier.



Name: _____

Counting COINS



PENNY










NICKEL



DIME



Count on the coins in each row to find the total amount.



Name: _____

2-Digit Subtraction

Subtract the numbers to find the difference. First subtract the numbers at ones place and then subtract the numbers at tens place.

$$\begin{array}{r} \text{T} \text{ } \text{O} \\ 75 \\ -24 \\ \hline \end{array}$$

$$\begin{array}{r} \text{T} \text{ } \text{O} \\ 88 \\ -32 \\ \hline \end{array}$$

$$\begin{array}{r} \text{T} \text{ } \text{O} \\ 67 \\ -34 \\ \hline \end{array}$$

$$\begin{array}{r} \text{T} \text{ } \text{O} \\ 58 \\ -22 \\ \hline \end{array}$$

$$\begin{array}{r} \text{T} \text{ } \text{O} \\ 79 \\ -22 \\ \hline \end{array}$$

$$\begin{array}{r} \text{T} \text{ } \text{O} \\ 67 \\ -40 \\ \hline \end{array}$$

$$\begin{array}{r} \text{T} \text{ } \text{O} \\ 98 \\ -52 \\ \hline \end{array}$$

$$\begin{array}{r} \text{T} \text{ } \text{O} \\ 86 \\ -13 \\ \hline \end{array}$$

$$\begin{array}{r} \text{T} \text{ } \text{O} \\ 99 \\ -53 \\ \hline \end{array}$$


$$\begin{array}{r} \text{T} \text{ } \text{O} \\ 80 \\ -20 \\ \hline \end{array}$$

$$\begin{array}{r} \text{T} \text{ } \text{O} \\ 63 \\ -42 \\ \hline \end{array}$$

$$\begin{array}{r} \text{T} \text{ } \text{O} \\ 78 \\ -50 \\ \hline \end{array}$$

$$\begin{array}{r} \text{T} \text{ } \text{O} \\ 86 \\ -43 \\ \hline \end{array}$$

$$\begin{array}{r} \text{T} \text{ } \text{O} \\ 97 \\ -54 \\ \hline \end{array}$$



Name: _____

L Blends



Write the beginning blend for each picture.


Read the word.



___oves



___eep



___ue



___ower



___ock



___ant



___oud



___ender




___ide



___ocks



___ug



___ag

Name: _____

Nouns: Make it More

Trace the noun and write the plural form for each noun.



ball



popsicle



tree



truck



animal



flip flop



pail



shovel



shell



castle



Name: _____

Let's go walking!

Verb and Adjectives



Color all the verbs blue and adjectives orange.



Name: _____

Fix it up!

Correct each sentence for capital letter and punctuation. Rewrite the sentence on the lines.



how old are you

i like to eat watermelon

what did you do on your vacation

who is you best friend

my dog plays catch with me

have fun this summer



thank you

Thank you for downloading this freebie!

If you have any questions or suggestions, please email us at:

littleachievers.hs@gmail.com

Terms of Use

Each file comes with a limited use license for the original download only. The file is for personal classroom use only.

Copyright © 2016, Little Achievers. All rights reserved.

To share with your colleagues and friends, please purchase additional licenses.

Follow Us!

TPT Store: <http://www.teacherspayteachers.com/Store/Little-Achievers>

Pinterest: <http://www.pinterest.com/lachievers/my-tpt-store/>

A big **thanks** to



for their wonderful graphics and fonts.